

9

piñata

Grado 1

Habilidades y Destrezas 9 | Componentes digitales

Grado 1

---

# Habilidades y Destrezas 9

---

**Componentes digitales**

# Contenido

<a href="#">Componente digital 1.1</a>	1	<a href="#">Componente digital 7.1</a>	20
<a href="#">Componente digital 1.2</a>	2	<a href="#">Componente digital 7.2</a>	21
<a href="#">Componente digital 1.3</a>	3	<a href="#">Componente digital 8.1</a>	26
<a href="#">Componente digital 2.1</a>	4	<a href="#">Componente digital 8.2</a>	27
<a href="#">Componente digital 2.2</a>	5	<a href="#">Componente digital 10.1</a>	31
<a href="#">Componente digital 2.3</a>	6	<a href="#">Componente digital 10.2</a>	32
<a href="#">Componente digital 3.1</a>	7	<a href="#">Componente digital 11.1</a>	33
<a href="#">Componente digital 3.2</a>	8	<a href="#">Componente digital 11.2</a>	35
<a href="#">Componente digital 3.3</a>	9	<a href="#">Componente digital 11.3</a>	36
<a href="#">Componente digital 4.1</a>	10	<a href="#">Componente digital 11.4</a>	37
<a href="#">Componente digital 4.2</a>	11	<a href="#">Componente digital 12.1</a>	38
<a href="#">Componente digital 5.1</a>	12	<a href="#">Componente digital 12.2</a>	39
<a href="#">Componente digital 5.2</a>	13	<a href="#">Componente digital 13.1</a>	40
<a href="#">Componente digital 5.3</a>	14	<a href="#">Componente digital 14.1</a>	41
<a href="#">Componente digital 6.1</a>	18	<a href="#">Componente digital P2.1</a>	42

<b>Verbo comer</b>	
Yo	como
Tú	comes
Él/Ella/Usted	come
Nosotros/Nosotras	comemos
Ellos/Ellas/Ustedes	comen


# Marcas de corrección

<p><b>Vivo</b> vivo en la ciudad.</p>	<p>marca para corregir mayúsculas</p>
<p><b>cocina</b> <del>cosine</del></p>	<p>marca para corregir una palabra mal escrita</p>
<p>El gato está en el <u>jardín</u>.</p>	<p>marca para agregar puntuación</p>
<p><b>Alma mira la oruga.</b> Alma mira la oruga.</p>	<p>marca para separar palabras</p>
<p><b>una</b> Quiero <b>una</b> canica.</p>	<p>marca para agregar una palabra</p>
<p><b>videojuego</b> video <b>juego</b></p>	<p>marca para unir palabras</p>

frente


# Algunas palabras con sílabas trabadas

**br**




**cabra**

**bl**



**establo**

**gr**



**grillo**

## ¿Cuándo?

anoche

ayer

hoy

mañana

ahora

siempre

nunca



era

Los adverbios de tiempo son palabras que indican cuándo sucede la acción de un verbo.

<b>Indican cuándo pasa la acción del verbo.</b>	<b>Indican cuánto dura o cada cuánto ocurre la acción del verbo.</b>
ahora anoche antes ayer hoy tarde temprano mañana después	siempre nunca a veces

**igual**

**más**

## En el capítulo “El superpoder”...

1

¿Qué sucede  
al inicio del  
capítulo?

2

¿Qué sucede  
en la mitad  
del capítulo?

3

¿Qué sucede  
al final del  
capítulo?

1. ¿Hoy también vas a tocar el piano?
2. ¡Felipe es mi entrenador favorito!
3. Recuerdo mi primer día de escuela. Mamá, Papá, mi abuela y Felipe me acompañaron al kínder.
4. Sí, tú puedes hacerlo. ¡Usa el superpoder!

1. Siempre toca el piano \_\_\_\_\_ llegar de la escuela.  
\_\_\_\_\_
2. La casa \_\_\_\_\_ maestro es muy bonita.  
\_\_\_\_\_
3. Tiene un disfraz igual \_\_\_\_\_ mío.  
\_\_\_\_\_
4. El día \_\_\_\_\_ aniversario nos levantamos temprano.  
\_\_\_\_\_

***a*** + ***el*** = ***al***

***de*** + ***el*** = ***del***

**secreto**

**zeta**

**cerro**

**cima**



# sábado

sá

antepenúltima  
sílabas

-

ba

penúltima  
sílabas

-

do

última  
sílabas

**íbamos**

**í**

antepenúltima  
sílabas

-

**ba**

penúltima  
sílabas

-

**mos**

última  
sílabas

# razón

ra

penúltima  
sílabas

-

zón

última  
sílabas

**cés ped**

**cés**

-

**ped**

penúltima  
sílabas


última  
sílabas

# Los prefijos


Cuando se agrega un prefijo a una palabra, formamos una palabra nueva con un nuevo significado.

## Prefijo *des-*

Al agregar el prefijo ***des-*** a una palabra su significado será lo contrario al significado original.



**peinada**



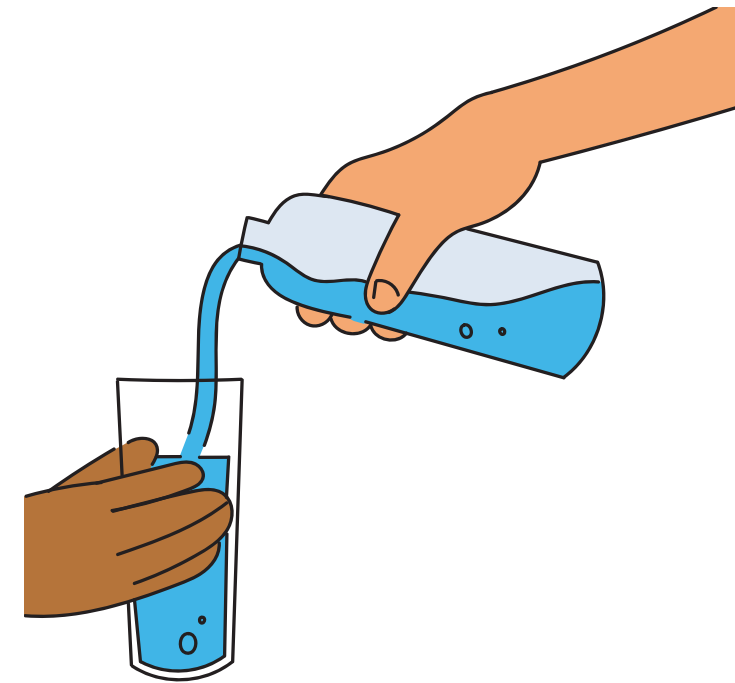
**despeinada**

## Prefijo *re-*

Al agregar el prefijo *re-* a un verbo se indica que la acción se repite.



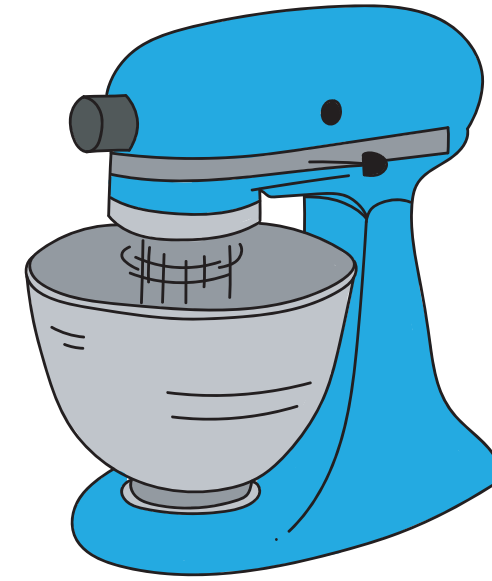
**llenar**




**rellenar**




escritor



batidora



cachorrito



manzanita

**caracol**



**cuchara**

**esquí**

**koala**

**raqueta**

## El sonido /k/

<b>ca, co, cu</b>	<b>ki, ko</b>	<b>que, qui</b>
<b>carro</b> <b>conejo</b> <b>cuna</b>	<b>kiwi</b> <b>koala</b>	<b>quesadilla</b> <b>mosquito</b>

# café

ca

-

fé

penúltima  
sílabas

última  
sílabas

# co **ra** zón

**co**

antepenúltima  
sílabo

-

**ra**

penúltima  
sílabo

-

**zón**

última  
sílabo

**aquí**

**a**

-

**quí**

penúltima  
sílabas

última  
sílabas



# día

dí

-

a

penúltima  
sílabas

última  
sílabas

**lechuga**

**caballo**

**correo**

12 de mayo de 2022

Querida Marta:

¡Bienvenida a primer grado! Verás que el primer grado será genial porque aprenderás muchas cosas. Aprenderás nuevas palabras y cómo leer y escribir oraciones más largas. A veces puede ser difícil, pero no te rindas.

Te recomiendo que pongas mucha atención en clase y que seas amable con los demás.

Tu amigo de segundo grado,

Alan

**bailamos**

**abrazo**

**aplaudí**

**sonreímos**

**menor**

<b>Mi carta amistosa:</b>	✓
1. ¿La escribí para un futuro estudiante de primer grado?	
2. ¿Menciona algo especial sobre el primer grado?	
3. ¿Da un consejo para aprender en primer grado?	
4. ¿Muestra oraciones completas con la puntuación correcta?	
5. ¿Incluye la fecha?	
6. ¿Incluye un saludo?	
7. ¿Incluye una frase de cierre?	
8. ¿La firmé con mi nombre?	

¿Qué fue lo que más te gustó del primer grado?

¿Cuáles fueron las cosas que aprendiste en primer grado?

¿Qué dificultades o retos superaste?

¿Qué cosas positivas puedes decir de tu maestra o maestro?

¿Qué consejo tienes para ser un buen estudiante de primer grado?



## Verbos en pasado y presente

Pasado (antes)	Presente (ahora)
Ayer <b>comí</b> .	Hoy <b>como</b> .
Ayer <b>comiste</b> .	Hoy <b>comes</b> .
Ayer <b>comió</b> .	Hoy <b>come</b> .
Ayer <b>comimos</b> .	Hoy <b>comemos</b> .
Ayer <b>comieron</b> .	Hoy <b>comen</b> .



# Aguja Espacial de Seattle

<b>enseñó</b>	<b>aprendieron</b>
<b>corre</b>	<b>vuela</b>

\_\_\_\_\_

-----

1. Mi hermano Felipe \_\_\_\_\_ a practicar el piano.

\_\_\_\_\_

-----

2. Papá y Mamá \_\_\_\_\_ el lenguaje de señas.

\_\_\_\_\_

-----

3. Recuerdo cuando Mamá me \_\_\_\_\_ a nadar.

\_\_\_\_\_

-----

4. La pelota \_\_\_\_\_ alto en el aire.

1. Felipe termina de tocar el piano y se para orgulloso.
2. Los padres toman una fotografía de este momento.
3. El público aplaude de pie en el teatro de la escuela.

<b>Sustantivos</b>		
bicicleta	Pepe	pelota
entrenador	papá	amigos
bebé	piano	Felipe

<b>Verbos</b>		
trabaja	rebota	baila
jugaron	rodó	suena
enseñó	estudia	lloró

**Notice and Disclaimer:** The agency has developed these learning resources as a contingency option for school districts. These are optional resources intended to assist in the delivery of instructional materials in this time of public health crisis. Feedback will be gathered from educators and organizations across the state and will inform the continuous improvement of subsequent units and editions. School districts and charter schools retain the responsibility to educate their students and should consult with their legal counsel regarding compliance with applicable legal and constitutional requirements and prohibitions.

Given the timeline for development, errors are to be expected. If you find an error, please email us at [texashomelearning@tea.texas.gov](mailto:texashomelearning@tea.texas.gov).

This work is licensed under a Creative Commons Attribution-NonCommercial-ShareAlike 4.0 International License.

You are free: to Share—to copy, distribute, and transmit the work to Remix—to adapt the work

Under the following conditions:

Attribution—You must attribute any adaptations of the work in the following manner:

This work is based on original works of Amplify Education, Inc. ([amplify.com](http://amplify.com)) and the Core Knowledge Foundation ([coreknowledge.org](http://coreknowledge.org)) made available under a Creative Commons Attribution-NonCommercial-ShareAlike 4.0 International License. This does not in any way imply endorsement by those authors of this work.

Noncommercial—You may not use this work for commercial purposes.

Share Alike—If you alter, transform, or build upon this work, you may distribute the resulting work only under the same or similar license to this one.

With the understanding that:

For any reuse or distribution, you must make clear to others the license terms of this work. The best way to do this is with a link to this web page:

<https://creativecommons.org/licenses/by-nc-sa/4.0/>

© 2022 Amplify Education, Inc.  
[amplify.com](http://amplify.com)

Trademarks and trade names are shown in this book strictly for illustrative and educational purposes and are the property of their respective owners. References herein should not be regarded as affecting the validity of said trademarks and trade names.

## Senior Vice President and General Manager, K-8 Humanities

LaShon Ormond

### Chief Product Officer

Alexandra Walsh

### Chief Academic Officer

Susan Lambert

### Content and Editorial

Elizabeth Wade, PhD, Vice President, Editorial  
Genya Devoe, Executive Director  
María Oralia Martínez, Associate Director  
Patricia Erno, Associate Director  
Baria Jennings, EdD, Senior Content Developer  
Sean McBride, Content and Instructional Specialist  
Christina Cox, Managing Editor

### Product and Project Management

Amber Ely, Director, Product  
Elisabeth Hartman, Associate Product Manager  
Melissa Cherian, Executive Director, Strategic Projects  
Catherine Alexander, Associate Director, Project Management  
Stephanie Koleda, Senior Project Manager  
Leslie Johnson, Director, Commercial Operations  
Zara Chaudhury, Project Manager  
Patricia Beam Portney, Project Coordinator  
Tamara Morris, Project Coordinator

### Design and Production

Tory Novikova, Senior Director, Product Design  
Erin O'Donnell, Senior Product Design Manager

### Series Editor-in-Chief

E. D. Hirsch Jr.

### President

Linda Bevilacqua

### Editorial Staff

Mick Anderson  
Robin Blackshire  
Laura Drummond  
Emma Earnst  
Lucinda Ewing  
Sara Hunt  
Rosie McCormick  
Cynthia Peng  
Liz Pettit  
Tonya Ronayne  
Deborah Samley  
Kate Stephenson  
Elizabeth Wafler  
James Walsh  
Sarah Zelinke

### Acknowledgments

These materials are the result of the work, advice, and encouragement of numerous individuals over many years. Some of those singled out here already know the depth of our gratitude; others may be surprised to find themselves thanked publicly for help they gave quietly and generously for the sake of the enterprise alone. To helpers named and unnamed we are deeply grateful.

### Contributors to Earlier Versions of These Materials

Susan B. Albaugh, Kazuko Ashizawa, Kim Berrall, Ang Blanchette, Nancy Braier, Maggie Buchanan, Paula Coyner, Kathryn M. Cummings, Michelle De Groot, Michael Donegan, Diana Espinal, Mary E. Forbes, Michael L. Ford, Sue Fulton, Carolyn Gosse, Dorrit Green, Liza Greene, Ted Hirsch, Danielle Knecht, James K. Lee, Matt Leech, Diane Henry Leipzig, Robin Luecke, Martha G. Mack, Liana Mahoney, Isabel McLean, Steve Morrison, Juliane K. Munson, Elizabeth B. Rasmussen, Ellen Sadler, Rachael L. Shaw, Sivan B. Sherman, Diane Auger Smith, Laura Tortorelli, Khara Turnbull, Miriam E. Vidaver, Michelle L. Warner, Catherine S. Whittington, Jeannette A. Williams.

We would like to extend special recognition to Program Directors Matthew Davis and Souzanne Wright, who were instrumental in the early development of this program.

### Schools

We are truly grateful to the teachers, students, and administrators of the following schools for their willingness to field-test these materials and for their invaluable advice: Capitol View Elementary, Challenge Foundation Academy (IN), Community Academy Public Charter School, Lake Lure Classical Academy, Lepanto Elementary School, New Holland Core Knowledge Academy, Paramount School of Excellence, Pioneer Challenge Foundation Academy, PS 26R (the Carteret School), PS 30X (Wilton School), PS 50X (Clara Barton School), PS 96Q, PS 102X (Joseph O. Loretan), PS 104Q (the Bays Water), PS 214K (Michael Friedsam), PS 223Q (Lyndon B. Johnson School), PS 308K (Clara Cardwell), PS 333Q (Goldie Maple Academy), Sequoyah Elementary School, South Shore Charter Public School, Spartanburg Charter School, Steed Elementary School, Thomas Jefferson Classical Academy, Three Oaks Elementary, West Manor Elementary.

And a special thanks to the Pilot Coordinators, Anita Henderson, Yasmin Lugo-Hernandez, and Susan Smith, whose suggestions and day-to-day support to teachers using these materials in their classrooms were critical.

### Texas Contributors

#### Content and Editorial

Laia Cortes, Bilingual Content Designer  
Ana Mercedes Falcón, Copy Editor and Translator  
Ana Killackey, Copy Editor and Translator  
Jorge Limón, Copy Editor and Translator  
Sofía Pereson, Copy Editor and Translator

#### Product and Project Management

Reyna Hensley, Project Manager  
Carolina Paz-Giraldo, Project Manager

#### Art, Design, and Production

Raghav Arumugam, Illustrator  
Derick Brooks, Illustrator  
Olioli Buika, Illustrator  
Ami Cai, Illustrator  
Alanna Conway, Illustrator  
Stuart Dalgo, Production Designer  
Lucas De Oliveira, Production Designer  
Rodrigo Garcia, Senior Visual Designer  
Isabel Hetrick, Illustrator  
Ana Hinojosa, Illustrator  
Ian Horst, Production Design Manager  
Jagriti Khirwar, Illustrator  
Janelly Rodriguez, Illustrator

#### Editorial Development and Production Services

Aparicio Publishing

#### Design and Graphics Staff

Kelsie Harman  
Liz Loewenstein  
Bridget Moriarty  
Lauren Pack

#### Consulting Project Management Services

ScribeConcepts.com

#### Additional Consulting Services

Erin Kist  
Carolyn Pinkerton  
Scott Ritchie  
Kelina Summers

Brycé Pesce, Bilingual Content Designer  
Melissa Saldaña, Bilingual Content Designer  
Lyna Ward, Bilingual Content Designer  
Mabel Zardus, Senior Bilingual Content Designer

Francesca Mahaney, Illustrator  
Amber Marquez, Image Researcher and Illustrator  
Jocelyn Martinez, Image Researcher and Illustrator  
Emily Mendoza, Illustrator  
Islenia Milien, Illustrator  
Melisa Osorio Bonifaz, Art Director  
Emma Pokorny, Illustrator  
Dominique Ramsey, Illustrator  
Meghana Reddy, Illustrator  
Janelly Rodriguez, Illustrator  
Jules Zuckerberg, Illustrator

### Credits

Every effort has been taken to trace and acknowledge copyrights. The editors tender their apologies for any accidental infringement where copyright has proved untraceable. They would be pleased to insert the appropriate acknowledgment in any subsequent edition of this publication. Trademarks and trade names are shown in this publication for illustrative purposes only and are the property of their respective owners. The references to trademarks and trade names given herein do not affect their validity.

All photographs are used under license from Shutterstock, Inc. unless otherwise noted.

### Illustrators and Image Sources

Cover: Amplify Education, Inc.; 2.1: Jocelyn Martinez, Amber Marquez; 6.1: Jocelyn Martinez, Amber Marquez; 7.1: Jocelyn Martinez; 12.2: Shutterstock

Regarding the Shutterstock items listed above, please note: "No person or entity shall falsely represent, expressly or by way of reasonable implication, that the content herein was created by that person or entity, or any person other than the copyright holder(s) of that content."

