

6

Kindergarten

Skills 6 | Digital Components

Kindergarten

Skills 6

Digital Components

Table of Contents

Digital Component 1.1	1
Digital Component 1.2	2
Digital Component 2.1	3
Digital Component 2.2	4
Digital Component 3.1	5
Digital Component 4.1	6
Digital Component 6.1	7
Digital Component 6.2	8
Digital Component 8.1	9
Digital Component 10.1	10
Digital Component 11.1	11
Digital Component 11.2	12
Digital Component 15.1	13
Digital Component 16.1	14
Digital Component 17.1	15

1. the

2. look

3. one

4. a

5. blue


6. two


7. three


8. yellow


Directions: Have students write the word from the box to complete each sentence and then read the sentence aloud.

I

1. _____
----- can  .

2. _____
----- can  .

3. _____
----- can  .

4. _____
----- can  .

5. _____
----- can  and  .

6. _____
----- can  and  .

7. _____
----- can  and  .

1. step in mud

2. trip on rug

3. frog on log

4. dad can clap

5. mom can swim

6. spot on dog

7. big blob

8. red crab


crab
drum

frog
steps



twig
flag

swim
plug



Directions: Have students write each word under its matching picture.

as

his

is

has

1. Stan _____ mad at Fred.

2. Jim _____ not met Tim.

3. Ted is _____ dad.

4. Jen is not as sad _____ Kim.

Directions: Have students complete each sentence.

Directions: Have students write the words that end in 's' pronounced /s/ under the /s/ header and the words that end in 's' pronounced /z/ under the /z/ header.

legs	pots	jets	pens
rats	bags	beds	hats

rubs	taps	hits	sips
wins	sits	begs	tugs

/s/ as in catss

/z/ as in dogss



Handwriting practice lines for the /s/ column, consisting of four sets of three horizontal lines (top, dashed middle, bottom) for writing words.

Handwriting practice lines for the /z/ column, consisting of four sets of three horizontal lines (top, dashed middle, bottom) for writing words.

/s/ as in napss

/z/ as in runss



Handwriting practice lines for the /s/ column, consisting of four sets of three horizontal lines (top, dashed middle, bottom) for writing words.

Handwriting practice lines for the /z/ column, consisting of four sets of three horizontal lines (top, dashed middle, bottom) for writing words.

1. !

2. the

3. look

4. one

5. a

6. blue

7. two

8. three

9. yellow

Directions: Have students write the dictated words.

1. _____

2. _____

3. _____

4. _____

5. _____

6. _____

7. _____

8. _____

9. _____

10. _____

Directions: Have students write the dictated words.

1. _____

2. _____

3. _____

4. _____

5. _____

6. _____

7. _____

8. _____

9. _____

10. _____

Directions: Have students write the dictated words.

1. _____

2. _____

3. _____

4. _____

5. _____

6. _____

7. _____

8. _____

9. _____

10. _____

1. are

2. a

3. look

4. the

5. !

6. blue

7. yellow

8. one

9. two

10. three



Directions: Have students write the word from the box to complete each sentence and then read the sentence aloud.


big


little



1. The  is _____.

2. The  is _____.

3. The  and the 
are _____.

1. The  is _____.

2. The  is _____.

3. The  and the 
are _____.

milk
stump

fist
tent



crib
lamp

bugs
stamp



Directions: Have students write each word under its matching picture.

Directions: Have students write the dictated words.

1. _____

2. _____

3. _____

4. _____

5. _____

6. _____

7. _____

8. _____

9. _____

10. _____

😊 fat cat mat hat

1. fit hit mist fist

2. glum plum punt bum

3. stop stub stab step

4. plan pant plant plug

5. drop drip drug drab

6. hip held help helm

7. crank rust crisp crust

8. swum swam swig swim

9. stand sand stab sad

10. spot spit spat spam

Total Points _____ /10

Notice and Disclaimer: The agency has developed these learning resources as a contingency option for school districts. These are optional resources intended to assist in the delivery of instructional materials in this time of public health crisis. Feedback will be gathered from educators and organizations across the state and will inform the continuous improvement of subsequent units and editions. School districts and charter schools retain the responsibility to educate their students and should consult with their legal counsel regarding compliance with applicable legal and constitutional requirements and prohibitions.

Given the timeline for development, errors are to be expected. If you find an error, please email us at texashomelearning@tea.texas.gov.

This work is licensed under a Creative Commons Attribution-NonCommercial-ShareAlike 4.0 International License.

You are free:
to Share—to copy, distribute, and transmit the work
to Remix—to adapt the work

Under the following conditions:

Attribution—You must attribute any adaptations of the work in the following manner:

This work is based on original works of Amplify Education, Inc. (amplify.com) and the Core Knowledge Foundation (coreknowledge.org) made available under a Creative Commons Attribution-NonCommercial-ShareAlike 4.0 International License. This does not in any way imply endorsement by those authors of this work.

Noncommercial—You may not use this work for commercial purposes.

Share Alike—If you alter, transform, or build upon this work, you may distribute the resulting work only under the same or similar license to this one.

With the understanding that:

For any reuse or distribution, you must make clear to others the license terms of this work. The best way to do this is with a link to this web page:

<https://creativecommons.org/licenses/by-nc-sa/4.0/>

© 2020 Amplify Education, Inc.
amplify.com

Trademarks and trade names are shown in this book strictly for illustrative and educational purposes and are the property of their respective owners. References herein should not be regarded as affecting the validity of said trademarks and trade names.

Credits

Every effort has been taken to trace and acknowledge copyrights. The editors tender their apologies for any accidental infringement where copyright has proved untraceable. They would be pleased to insert the appropriate acknowledgment in any subsequent edition of this publication. Trademarks and trade names are shown in this publication for illustrative purposes only and are the property of their respective owners. The references to trademarks and trade names given herein do not affect their validity.

Illustrators and Image Sources

2: Jini Bitzer; 4: Shutterstock; 6: Shutterstock; 12: Jini Bitzer; 13: Shutterstock

Regarding the Shutterstock items listed above, please note: "No person or entity shall falsely represent, expressly or by way of reasonable implication, that the content herein was created by that person or entity, or any person other than the copyright holder(s) of that content."

