

7

Kindergarten

Skills 7 | Digital Components

Kindergarten

Skills 7

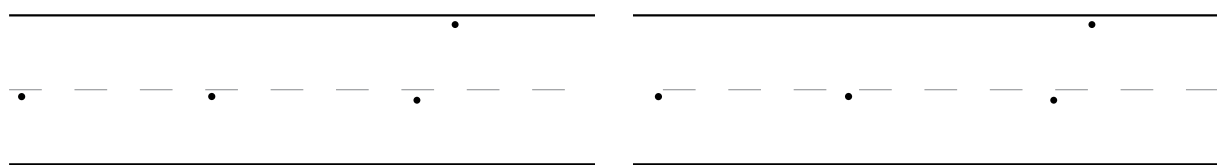

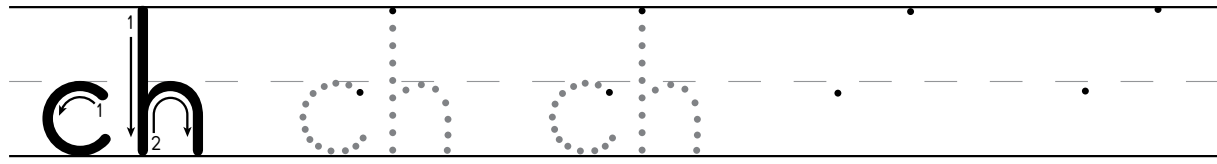
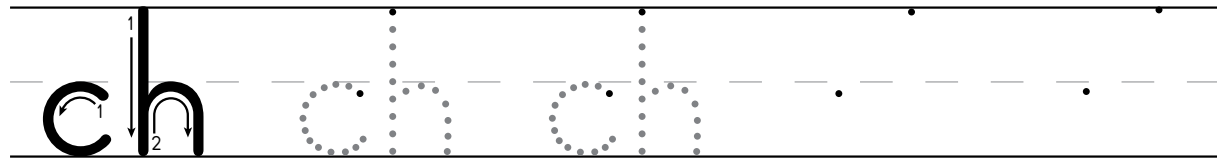
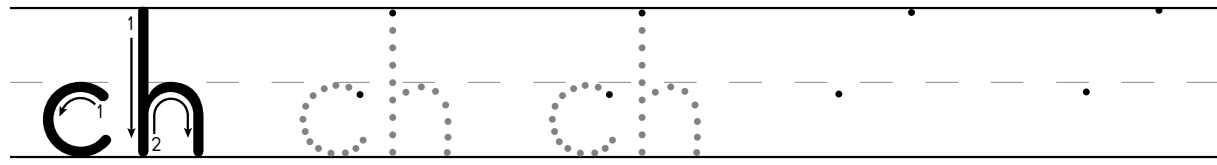
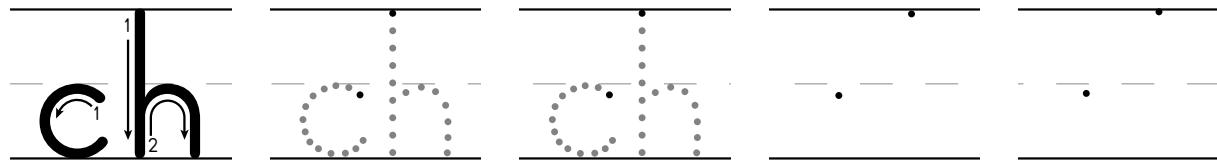
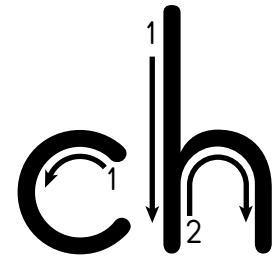
Digital Components

Table of Contents

Digital Component 1.1	1
Digital Component 1.2	2
Digital Component 2.1	3
Digital Component 3.1	4
Digital Component 3.2	5
Digital Component 4.1	6
Digital Component 5.1	7
Digital Component 5.2	8
Digital Component 6.1	9
Digital Component 6.2	10
Digital Component 7.1	11
Digital Component 8.1	12
Digital Component 9.1	13
Digital Component 9.2	14

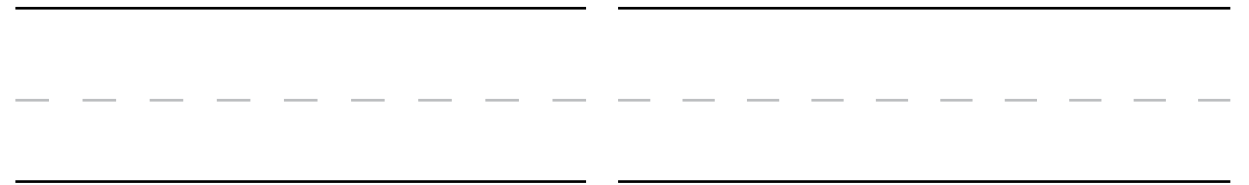
Digital Component 9.3	15
Digital Component 10.1	16
Digital Component 10.2	17
Digital Component 11.1	18
Digital Component 11.2	19
Digital Component 11.3	20
Digital Component 12.1	21
Digital Component 13.1	22
Digital Component 14.1	23
Digital Component 14.2	24
Digital Component 15.1	25
Digital Component 16.1	26
Digital Component 16.2	27

Directions: Have students trace and copy the digraph and word and say the sounds while printing.





Directions: Have students write each word under its matching picture.


lunch	branch
bench	chips





Directions: For each picture, have students circle the spelling of the depicted item and write the name of the item on the line.


	ch	i	s	t	_____
	j	e	z	d	

	b	i	r	k	_____
	p	e	n	ch	

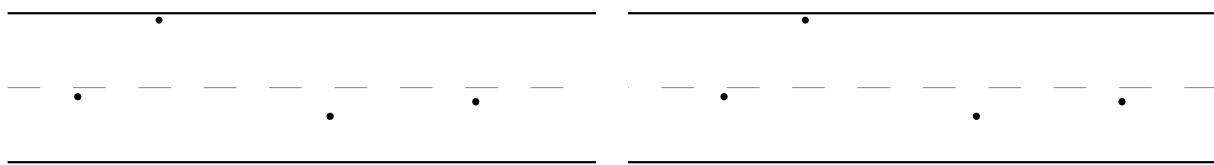
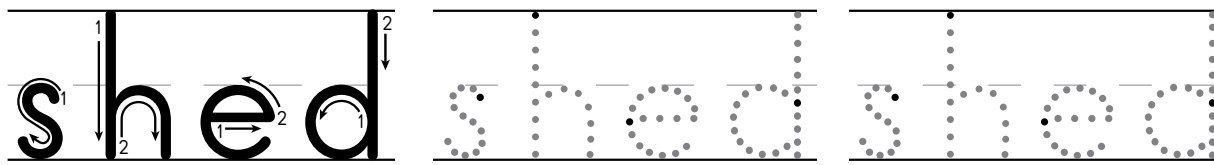
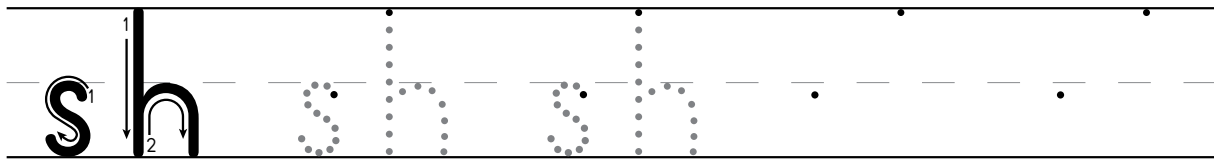
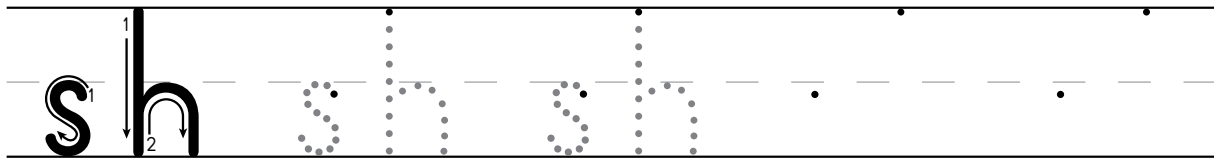
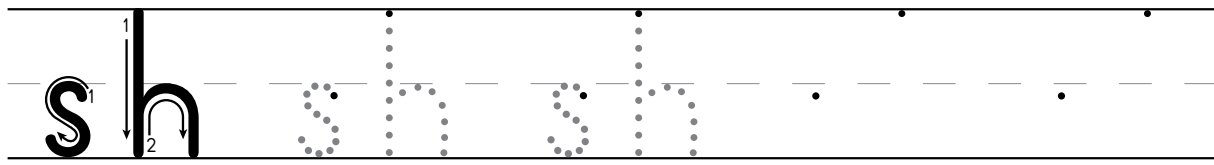
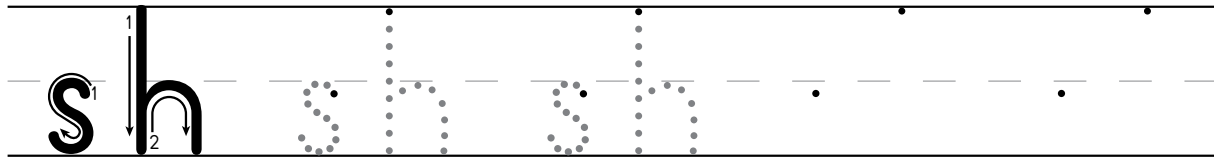
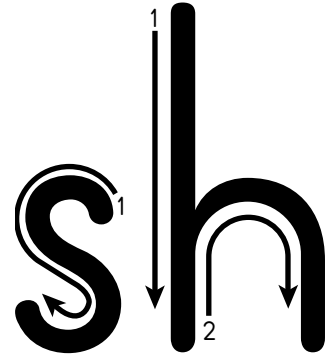
	ch	i	m	b	_____
	c	o	n	p	

	p	a	n	ch	_____
	d	u	t	j	

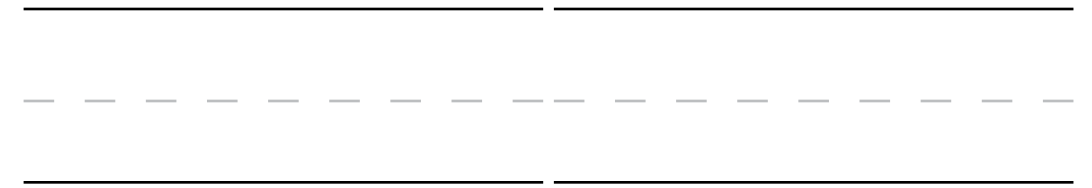
	h	i	p	t	_____
	ch	a	d	s	

	g	i	n	sh	_____
	p	e	m	ch	

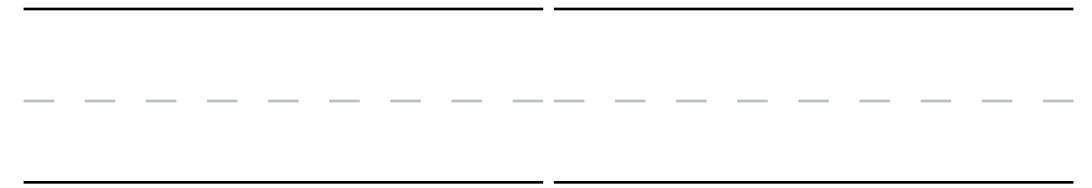
Directions: Have students trace and copy the digraph and word and say the sounds while printing.



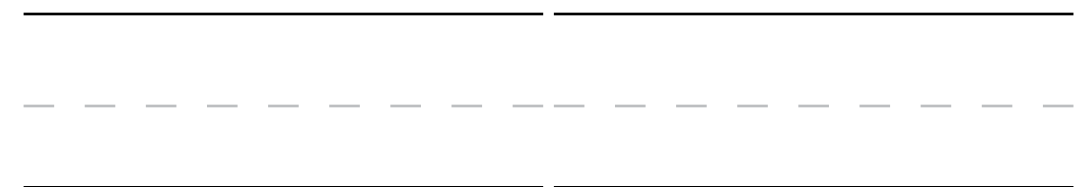
1. shin



2. fish



3. brush



Directions: Have students write each word under its matching picture.

1. one

2. two

3. three

4. the

5. a

6. blue

7. yellow

8. look

9. I

10. are

11. little


Directions: For each picture, have students read the phrases and put a check mark in the box next to the matching phrase.

1.



- big ship
 big shop

2.



- his chin
 his shin

3.



- trash in chest
 cash in chest

4.



- chop up logs
 chop up ships

5.



- fish and shrimp
 ham and chips

6.



- such big hands
 such big cats

7.



- crush can
 crush box

8.



- dog on bench
 cat on bench

9.



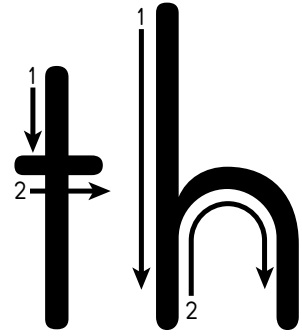
- crab can pinch
 kid can pinch

10.



- mom shops
 dad shops

Directions: Have students trace and copy the digraph and word and say the sounds while printing.



Tracing practice for the digraph 'th' and the word 'thud'. Each row contains a solid example with stroke order arrows, a dotted version for tracing, and a dotted version for copying. The first four rows focus on the 'th' digraph, and the fifth row focuses on the word 'thud'.

Directions: Have students write each word under its matching picture.

1. bath



Two sets of handwriting lines (top, dashed middle, bottom) for writing the word 'bath' under the corresponding images.

2. moth



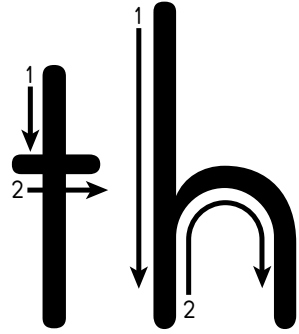
Two sets of handwriting lines (top, dashed middle, bottom) for writing the word 'moth' under the corresponding images.

3. thumb



Two sets of handwriting lines (top, dashed middle, bottom) for writing the word 'thumb' under the corresponding images.

Directions: Have students trace and copy the digraph and word and say the sounds while printing.



Handwriting practice lines for the digraph 'th'. Each line contains a solid 'th' with stroke order arrows, followed by a dotted 'th' for tracing, and a dotted word 'that' for tracing. The first line includes a solid 'that' for copying. Below the tracing lines are blank lines for independent practice.

Directions: Have students write the words with buzzy /th/ under the bee saying "bzzzz" and the words with nonbuzzy /th/ under the crossed-out bee.

math	than	then	theft
that	this	bath	thin



Handwriting practice lines for the activity. The left column has five sets of lines for words with the buzzy /th/ sound. The right column has five sets of lines for words with the nonbuzzy /th/ sound.

1. branch on path

2. lunch with dad

3. fish and shrimp

4. chimp thumps chest

5. mom and dad

6. big splash

7. cat with fish

8. bad rash

1. thin red fish

2. this man has cash

3. cat and dog

4. chop it with an ax

Directions: Have students write each word under its matching picture.

1.
bench



2. bath



3.
lunch



4.
moth




5. cash



6.
punch



Directions: Have students trace and copy the digraph and word and say the sounds while printing.



qu qu qu

qu qu qu

qu qu qu


qu qu qu

quiz quiz quiz

Directions: Have students write 'qu' under the pictures of items that begin with /qu/.



Directions: Have students trace and copy the digraph and word and say the sounds while printing.



ng ng ng

ng ng ng

ng ng ng

ng ng ng

bang bang bang

Directions: Have students write each word under its matching picture.

punch king
ring swing



1. one

2. two

3. three

4. the

5. a

6. blue

7. yellow

8. look

9. I

10. are

11. little

12. down

Directions: For each word, have students circle and count the sounds. Have students write the number of sounds in the box and copy the word on the line.

1. ranch

2. ship

3. plush

4. bath

5. chips

6. this

7. song

8. them

9. moth

10. sing

11. bench

12. brush

13. chest

14. thing

/th/ > 'th'S**eth**Smith**th****th/ > 'th'****This, th**is

Directions: Have students circle the dictated words and copy them on the lines.

1. then thin

- - - - -

2. song sang

- - - - -

3. gush lush

- - - - -

4. chat chant

- - - - -

5. thing thin

- - - - -

6. quit quilt

- - - - -

/th/ > 'th'	/th/ > 'th'	/ng/ > 'ng'
Seth's	This, this	things
things		strong
think		sing
		songs

1. thin then than ten

6. quilts quits kilts quip

2. math pat path pats

7. sing rang ring rung

3. thin chin shin chip

8. hut shut shot shrug

4. lush lunch bunch brunch

9. gong soft song sing

5. thrash rash trash trap

10. quit quiz quip quits

1. one

2. two

3. three

4. the

5. a

6. blue

7. yellow

8. look

9. I

10. are

11. little

12. down

13. out


/ch/ > 'ch'	/sh/ > 'sh'	/th/ > 'th'	/<u>th</u>/ > 'th'	/ng/ > 'ng'
lunch	crush	Seth's	This, this	brings
		with		strong
		thinks		
		math		

shed
quilt

string
bench

chimp
fish

bath
moth



Directions: Have students write each word under the matching picture.

'sh' >/sh/	'th' >/th/	'qu' >/qu/
fish	Seth	squid
shop		
fresh		
shrimp		

Directions: Have students write each word under the matching picture.

1. ship



2. king



3. cash



4. ring



5. chat





6. chop





/ch/ > 'ch'	/sh/ > 'sh'	/th/ > 'th'
lunch ch	shrimp sh	Seth th
chips ch	fish sh	with th
munch ch		
crunch ch		


Directions: For each picture, have students circle the spelling of the depicted item and write the name of the item on the line.


	ch	i	p	z	_____
	sh	a	b	s	

	m	i	ch	_____
	n	o	th	


	p	i	u	sh	_____
	b	r	n	ch	

	d	e	sh	_____
	f	i	ch	

	qu	e	l	t	_____
	ch	i	f	d	


	c	e	sh	_____
	g	a	s	


Directions: For each picture, have students circle the matching word.

1.  bath bed bib


2.  desk disk dusk

3.  fox fog ox


4.  caps chips clips


5.  ship shin shop

6.  clam clap cap

7.  shelf shrug ship

8.  wig wax wing

9.  cat chin chest

10.  desk dish drop

/ch/ > 'ch'	/th/ > 'th'	/<u>th</u>/ > 'th'	/ng/ > 'ng'
fin ch	S eth's	that's	wing s
Ch ip		that	sing ng
munch ch			

Notice and Disclaimer: The agency has developed these learning resources as a contingency option for school districts. These are optional resources intended to assist in the delivery of instructional materials in this time of public health crisis. Feedback will be gathered from educators and organizations across the state and will inform the continuous improvement of subsequent units and editions. School districts and charter schools retain the responsibility to educate their students and should consult with their legal counsel regarding compliance with applicable legal and constitutional requirements and prohibitions.

Given the timeline for development, errors are to be expected. If you find an error, please email us at texashomelearning@tea.texas.gov.

This work is licensed under a Creative Commons Attribution-NonCommercial-ShareAlike 4.0 International License.

You are free:
to Share—to copy, distribute, and transmit the work
to Remix—to adapt the work

Under the following conditions:

Attribution—You must attribute any adaptations of the work in the following manner:

This work is based on original works of Amplify Education, Inc. (amplify.com) and the Core Knowledge Foundation (coreknowledge.org) made available under a Creative Commons Attribution-NonCommercial-ShareAlike 4.0 International License. This does not in any way imply endorsement by those authors of this work.

Noncommercial—You may not use this work for commercial purposes.

Share Alike—If you alter, transform, or build upon this work, you may distribute the resulting work only under the same or similar license to this one.

With the understanding that:

For any reuse or distribution, you must make clear to others the license terms of this work. The best way to do this is with a link to this web page:

<https://creativecommons.org/licenses/by-nc-sa/4.0/>

© 2020 Amplify Education, Inc.
amplify.com

Trademarks and trade names are shown in this book strictly for illustrative and educational purposes and are the property of their respective owners. References herein should not be regarded as affecting the validity of said trademarks and trade names.

Credits

Every effort has been taken to trace and acknowledge copyrights. The editors tender their apologies for any accidental infringement where copyright has proved untraceable. They would be pleased to insert the appropriate acknowledgment in any subsequent edition of this publication. Trademarks and trade names are shown in this publication for illustrative purposes only and are the property of their respective owners. The references to trademarks and trade names given herein do not affect their validity.

All photographs are used under license from Shutterstock, Inc. unless otherwise noted.

Illustrators and Image Sources

1: Shutterstock; 2: Shutterstock; 3: Shutterstock; 5: Shutterstock; 6: Shutterstock; 7: Shutterstock; 10: Shutterstock; 11: Shutterstock; 12: Shutterstock; 21: Shutterstock; 23: Shutterstock; 25: Shutterstock; 26: Shutterstock

Regarding the Shutterstock items listed above, please note: "No person or entity shall falsely represent, expressly or by way of reasonable implication, that the content herein was created by that person or entity, or any person other than the copyright holder(s) of that content."