

2

Kindergarten

**Skills 2** | Digital Components

Kindergarten

---

## **Skills 2**

---

**Digital Components**







# Table of Contents

Digital Component 1.1 . . . . .	1
Digital Component 2.1 . . . . .	2
Digital Component 3.1 . . . . .	3
Digital Component 3.2 . . . . .	4
Digital Component 4.1 . . . . .	5
Digital Component 4.2 . . . . .	6
Digital Component 5.1 . . . . .	7
Digital Component 6.1 . . . . .	8
Digital Component 7.1. . . . .	9
Digital Component 8.1 . . . . .	10
Digital Component 9.1 . . . . .	11

Directions: Ask students to trace the dotted cups, starting at the stars.





















Directions: Ask students to trace the dotted humps, starting at the stars. Students may color the picture (optional).










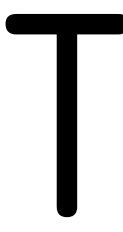





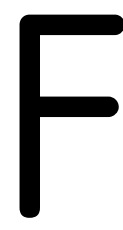
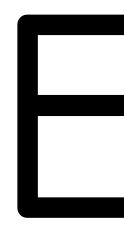
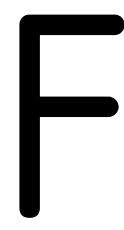


Directions: Ask students to trace the dotted zigzags, starting at the stars.


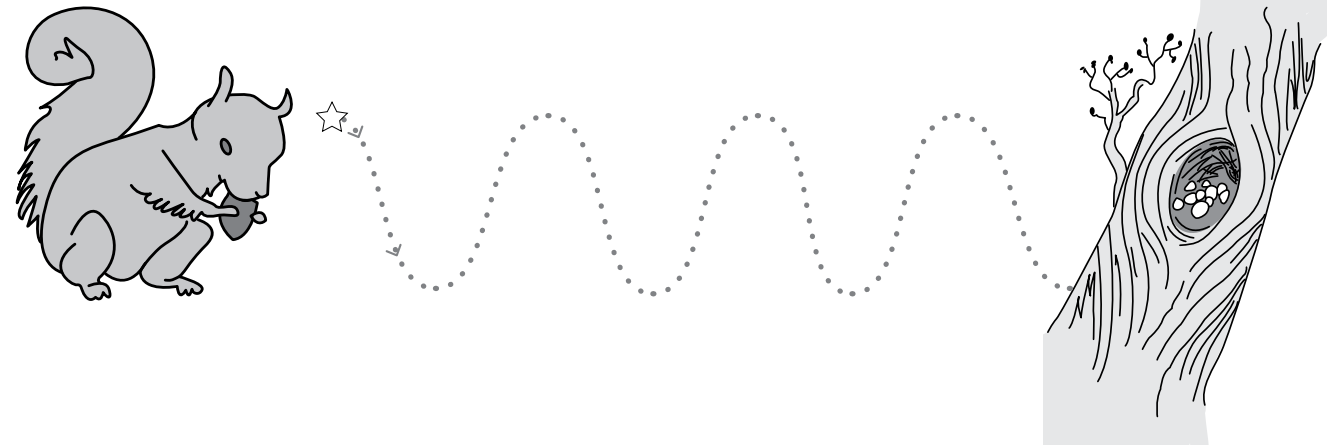




Directions: For each row, have students circle the shape that is the same as the shape on the left and cross out the shape that is different.


		
		
		
		
		
		

Directions: Ask students to trace the dotted wavy lines, starting at the stars.

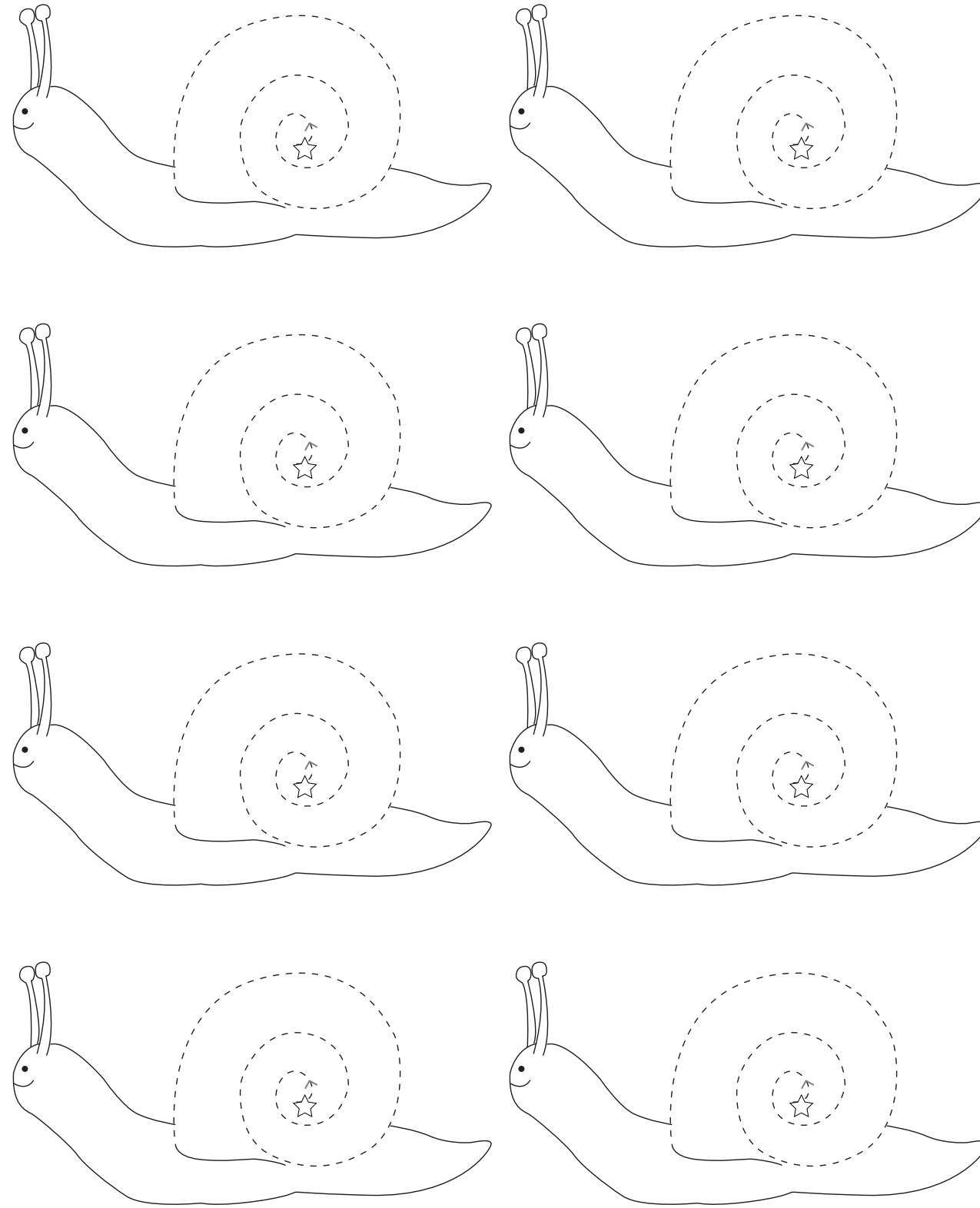





Directions: For each row, ask students to color the item that is at the beginning green and the item that is at the end red.



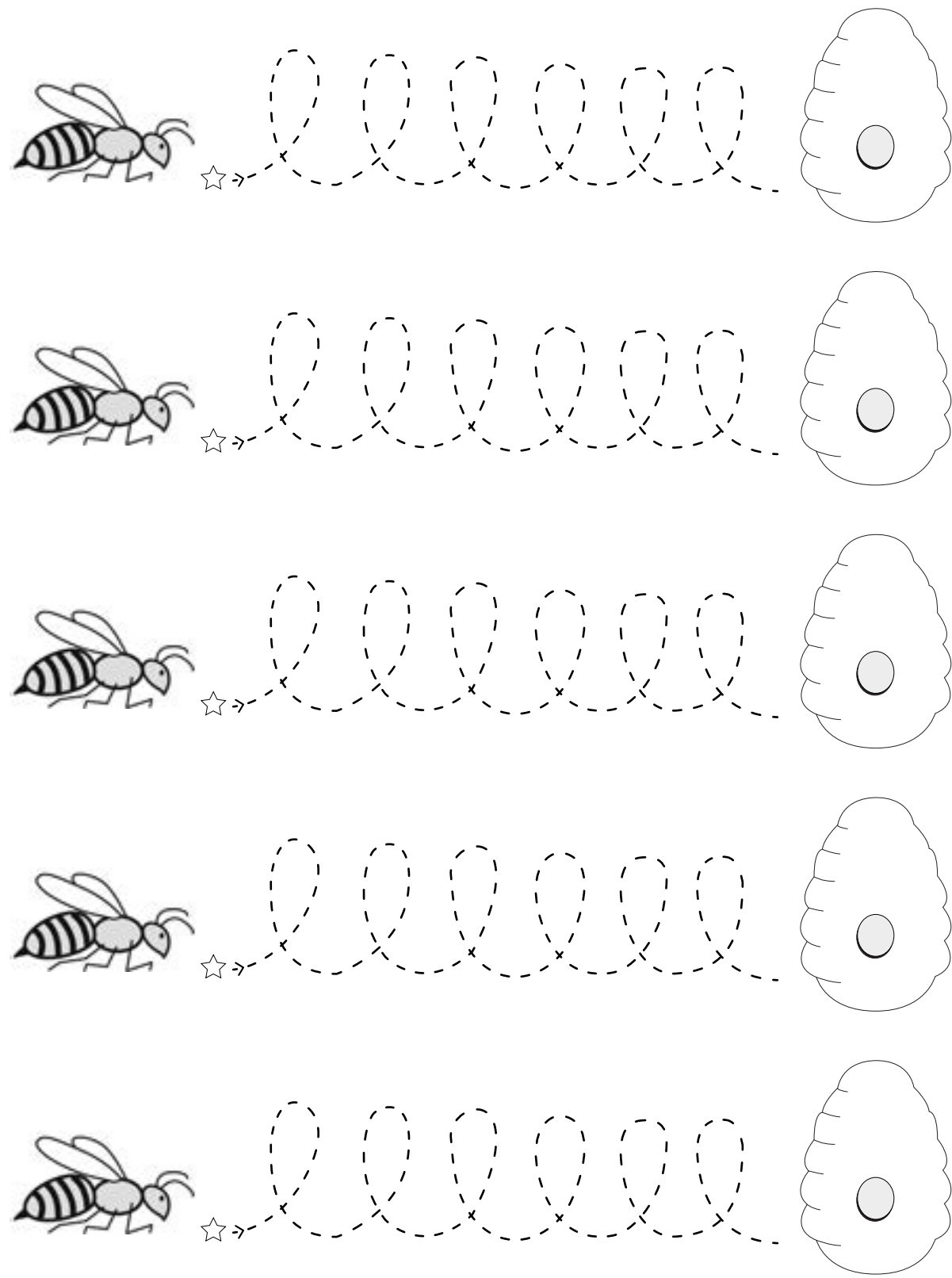
Directions: Ask students to trace the dotted spirals, starting at the stars. Students may color the picture (optional).



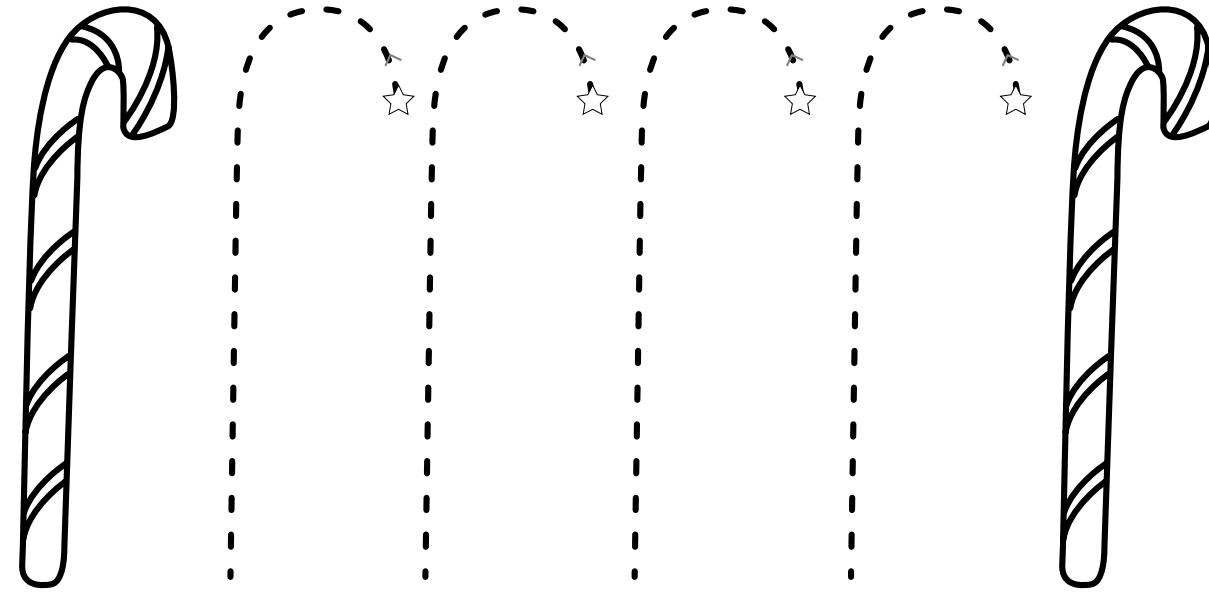
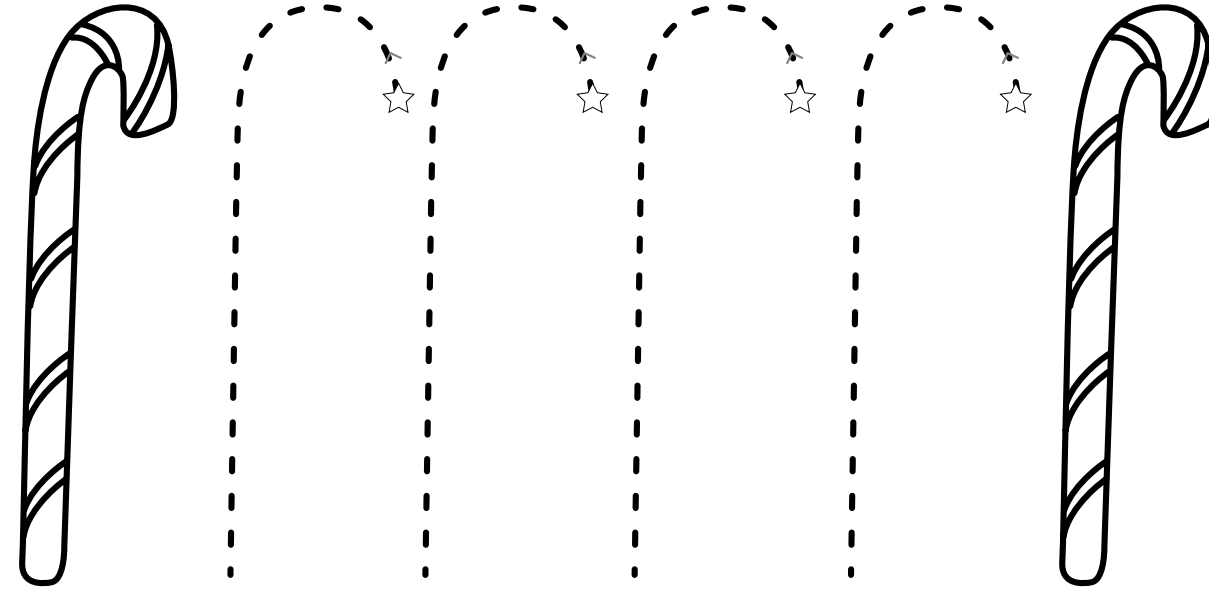
Directions: Ask students to trace the dotted shapes, starting each diagonal line at a star.



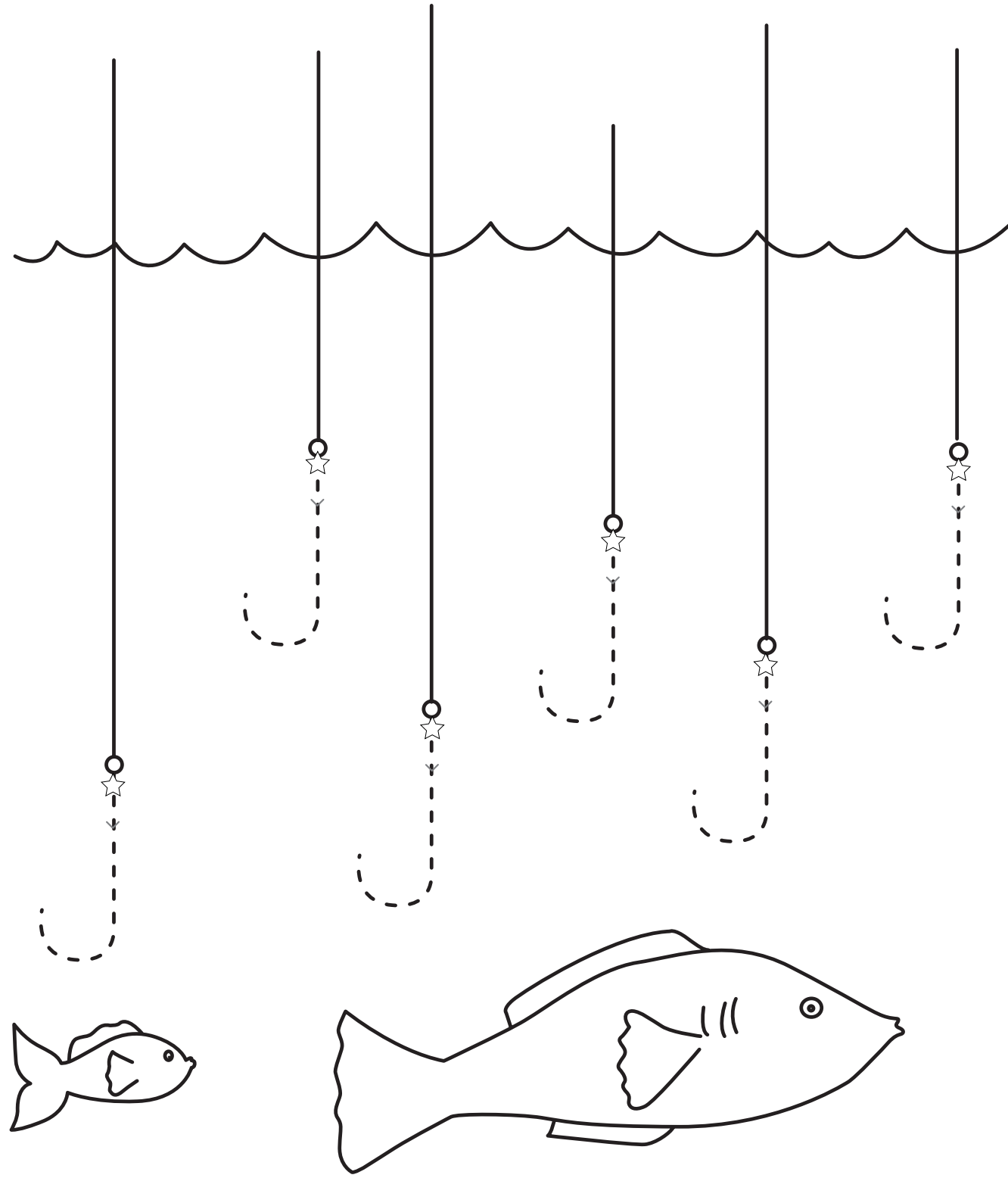
Directions: Ask students to trace the dotted loops, starting at the stars. Students may color the pictures (optional).



Directions: Ask students to trace the dotted canes, starting at the stars. Students may color the pictures (optional).



Directions: Ask students to trace the dotted hooks, starting at the stars. Students may color the pictures (optional).



**Notice and Disclaimer:** The agency has developed these learning resources as a contingency option for school districts. These are optional resources intended to assist in the delivery of instructional materials in this time of public health crisis. Feedback will be gathered from educators and organizations across the state and will inform the continuous improvement of subsequent units and editions. School districts and charter schools retain the responsibility to educate their students and should consult with their legal counsel regarding compliance with applicable legal and constitutional requirements and prohibitions.

Given the timeline for development, errors are to be expected. If you find an error, please email us at [texashomelearning@tea.texas.gov](mailto:texashomelearning@tea.texas.gov).

This work is licensed under a Creative Commons Attribution-NonCommercial-ShareAlike 4.0 International License.

You are free:  
to Share—to copy, distribute, and transmit the work  
to Remix—to adapt the work

Under the following conditions:

Attribution—You must attribute any adaptations of the work in the following manner:

This work is based on original works of Amplify Education, Inc. ([amplify.com](http://amplify.com)) and the Core Knowledge Foundation ([coreknowledge.org](http://coreknowledge.org)) made available under a Creative Commons Attribution-NonCommercial-ShareAlike 4.0 International License. This does not in any way imply endorsement by those authors of this work.

Noncommercial—You may not use this work for commercial purposes.

Share Alike—If you alter, transform, or build upon this work, you may distribute the resulting work only under the same or similar license to this one.

With the understanding that:

For any reuse or distribution, you must make clear to others the license terms of this work. The best way to do this is with a link to this web page:

<https://creativecommons.org/licenses/by-nc-sa/4.0/>

© 2020 Amplify Education, Inc.  
[amplify.com](http://amplify.com)

Trademarks and trade names are shown in this book strictly for illustrative and educational purposes and are the property of their respective owners. References herein should not be regarded as affecting the validity of said trademarks and trade names.

## Credits

Every effort has been taken to trace and acknowledge copyrights. The editors tender their apologies for any accidental infringement where copyright has proved untraceable. They would be pleased to insert the appropriate acknowledgment in any subsequent edition of this publication. Trademarks and trade names are shown in this publication for illustrative purposes only and are the property of their respective owners. The references to trademarks and trade names given herein do not affect their validity.

All photographs are used under license from Shutterstock, Inc. unless otherwise noted.

## Illustrators and Image Sources

1: Staff; 2: Staff; 3: Staff; 4: Staff; 5: Staff; 6: Staff; 7: Staff; 8: Staff; 9: Staff; 10: Staff; 11: Staff

Regarding the Shutterstock items listed above, please note: "No person or entity shall falsely represent, expressly or by way of reasonable implication, that the content herein was created by that person or entity, or any person other than the copyright holder(s) of that content."